

# CONNERTON

American Engineering Since 1936

## Model CG-T Thermostatic Griddle

Date:

Product:

Quantity:



Griddle Plate Seam Weld on Top & Bottom



**Welded #304 Stainless Steel**

*For easy cleaning and long life*

1" THICK HIGHLY POLISHED PLATE

**Integrated "Fire Box - Flue"**

*Enclosed back, reflects heat up into griddle*

**Highly Polished Plate**

*For Fast Recovery Fully Welded Seams on Top and Bottom*

**CONNERTON**

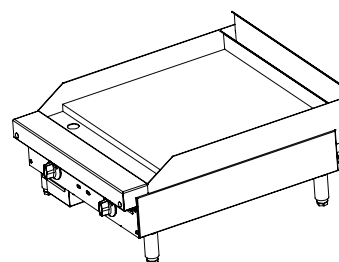
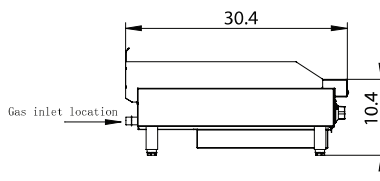
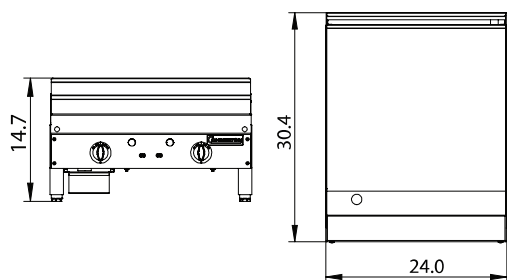
11990 Rivera Rd, Santa Fe Springs, CA 90670

Telephone: (562) 464-9901, (714) 547-9218

Fax: (714) 547-1969

connertoncooking.com

# Model CG-T Heavy Duty Thermostatic Griddle



MODEL	WIDTH	DEPTH	BTU	BURNERS	WT. (EST)*	WT. (EST)*
CG-12-T	12"	27"	30,000	1	115	135
CG-18-T	18"	27"	30,000	1	155	175
CG-24-T	24"	27"	60,000	2	205	230
CG-30-T	30"	27"	60,000	2	245	270
CG-36-T	36"	27"	90,000	3	295	325
CG-42-T	42"	27"	90,000	3	335	365
CG-48-T	48"	27"	120,000	4	385	420
CG-60-T	60"	27"	150,000	5	475	515
CG-72-T	72"	27"	180,000	6	565	610

\*Note: Weight estimates are uncrated

## Product Specifications:

<p><b>BODY</b> 16 Gauge #304 Stainless Steel, Fully Welded</p>	<p><b>FIRE BOX</b> 16 Gauge #304 Stainless Steel, Welded to Body</p>	<p><b>FRONT</b> Removable 18 Gauge #304 Stainless Steel Panel</p>	<p><b>PLATE</b> 1" Highly Polished Steel Plate</p>	<p><b>GUTTER</b> 14 Gauge #304 Stainless Steel</p>	<p><b>SPLASH</b> 14 Gauge #304 Stainless Steel, 3" High</p>
<p><b>BURNERS</b> 22,000 BTU Tubular Aluminized Steel, U-Shaped</p>	<p><b>DRIP PAN</b> 18 Gauge #304 Stainless Steel</p>	<p><b>THERMOSTATS</b> Robertshaw type BJWA</p>	<p><b>GAS INLET</b> ¾ NPT</p>	<p><b>GAS PRESSURE</b> 4.0" Natural, 11.0" Propane (Inches Water Column)</p>	<p><b>LEGS</b> (Floor Model): #304 Stainless Steel tubing with Stainless Steel undershelf and adjustable feet or castors</p>

## Available Options:

- Stainless Steel Plate Shelf
- 4" Legs Accessory
- Grooved Griddle Plate
- Chromed Griddle Plate
- Floor Model Accessory
- 25" deep plate

## Notes:

Gas Pressure Regulator is supplied and must be installed  
 Combustible Locations: 8" Clearance sides and back  
 Non-Combustible Locations Only:  
 0" Clearance sides and back  
 Specify counter or floor model  
 Specify type of gas and altitude if over 2,000 feet

Connerton reserves the right, without notice, to make changes and revisions in product specifications, materials and design, which in our opinion will provide better performance, durability and efficiency.